



## Pathfinders

### Females:

Khaki "A" Line Skirt

White blouse/Shirt (military type) with left and right chest pockets and shoulder loops

Black tie (optional)

Yellow scarf with the Pathfinder logo

White cotton socks

Black shoes

Black beret

Honour sash olive green colour

### Males:

Khaki pants (no pleats)

White shirt (military type) with left and right chest pockets and shoulder loops

Black tie

Yellow scarf with the Pathfinder logo

Black socks

Black shoes

Black beret

Honour sash, olive green

Black belt

## Caribbean Union Conference



## Master Guides

### Females:

A line style skirt, olive green colour

White blouse/Shirt (military type) with left and right chest pockets and shoulder loops

Black tie

Black shoes

Black beret with small master Guide Emblem

Honour sash, olive green

Nylon stockings (panty hose) to match the skin colour

Yellow scarf with the Master Guide logo and slide (should be used as part of the uniform)

### Males:

Olive green pants

Black shirt (military type)

Black tie

Black belt

Black shoes

Black beret with small master Guide Emblem

Honour sash, olive green

Black socks

Yellow scarf with the Master Guide logo and slide (should be used as part of the uniform)

## Adventist Youth Leaders

### Females:

Oxford grey skirt

Sky blue blouse/Shirt (military type)

Wine (burgundy) coloured tie

Nylon stockings (panty hose) to match skin colour

Black shoes

Navy blue scarf with the AY logo (will be used for investiture and witnessing programmes)

**Navy blue jacket or blazer with gold buttons and the AY logo** (can be used **once the person is invested** and in special functions)

### Males:

Oxford grey pants

Sky blue shirt (military type)

Wine (burgundy) coloured tie with the AY logo

Black belt

Black socks

Black shoes

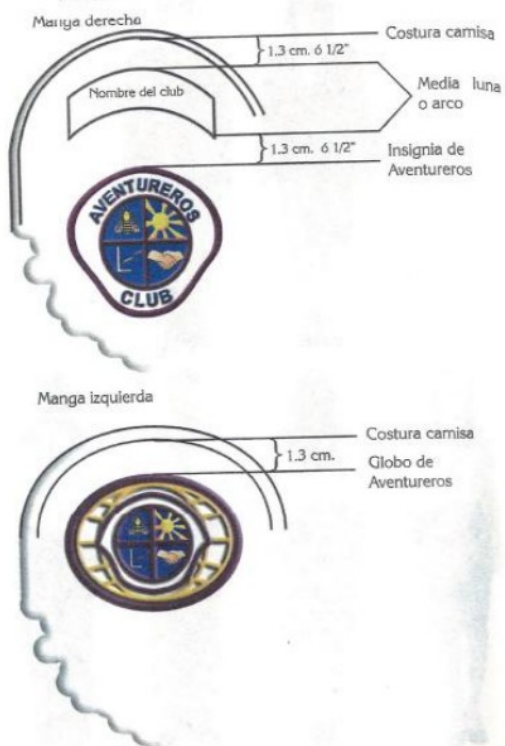
Navy blue scarf with the AY logo (will be used for investiture and witnessing programmes)

**Navy blue jacket or blazer with gold buttons and the AY logo** (can be used **once the person is invested** and in special functions)



## Caribbean Union Conference

### POSICIÓN DE LAS INSIGNIAS DE AVENTUREROS



### Position of the Insignias in the Adventurer Club:

#### Right Sleeve:

1.3 cm or ½ half inch away from seam of blouse/shirt: Name strip

1.3 cm or ½ half inch away from name strip: Adventurer Insignia

#### Left Sleeve:

1.3 cm or ½ half inch away from seam of shirt/blouse:  
Adventurer World

## Insignia Placement

### Right sleeve

1/2" down from shoulder place the club name crescent

1/2" down from the top of the club name crescent, place the Adventurer Patch.

Staff rank stripe goes between the club name and the Adventurer Patch. Move the Adventurer Patch down an extra 1/2".



### Sash

Adventurer Awards (AY honors are not to be placed on the Adventurer sash.)

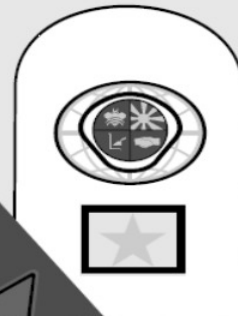
### Left front, chest

Adventurer Pins on the pocket or the jumper. Class stripe above pocket for Master Guide.



### Left sleeve

1/2" down from the shoulder, place the Adventurer World.



## Caribbean Union Conference

### POSICIÓN DE LAS INSIGNIAS GUÍAS MAYORES



### Position of the Insignias of the Pathfinder/Master Guide Club:

#### Right Sleeve:

- 1.3 cm or 1/2 half inch away from seam of blouse/shirt: Name strip
- 1.3 cm or 1/2 half inch away from name strip: Staff Strip
- 1.3 cm or 1/2 half inch away from staff strip: Pathfinder Insignia
- 1.3 cm or 1/2 half inch away from Pathfinder Triangle: Service Star

#### Left Sleeve:

- 1.3 cm or 1/2 half inch away from seam of blouse/shirt: Conference or Union patch
- 1.3 cm or 1/2 half inch away from Conference or Union patch: Pathfinder World
- 1.3 cm or 1/2 half inch away from pathfinder World: Master Guide Star Combo



## Insignia Placement

### Right sleeve

1/2" down from shoulder place the club name crescent

1/2" down from the top of the club name crescent, place the Adventurer Patch.

Staff rank stripe goes between the club name and the Adventurer Patch. Move the Adventurer Patch down an extra 1/2".



### Sash

Adventurer Awards (AY honors are not to be placed on the Adventurer sash.)

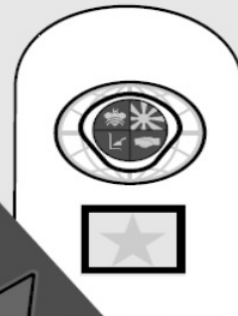
### Left front, chest

Adventurer Pins on the pocket or the jumper. Class stripe above pocket for Master Guide.



### Left sleeve

1/2" down from the shoulder, place the Adventurer World.



## Caribbean Union Conference

### POSICIÓN DE LAS INSIGNIAS GUÍAS MAYORES



### Position of the Insignias of the Pathfinder/Master Guide Club:

#### Right Sleeve:

- 1.3 cm or 1/2 half inch away from seam of blouse/shirt: Name strip
- 1.3 cm or 1/2 half inch away from name strip: Staff Strip
- 1.3 cm or 1/2 half inch away from staff strip: Pathfinder Insignia
- 1.3 cm or 1/2 half inch away from Pathfinder Triangle: Service Star

#### Left Sleeve:

- 1.3 cm or 1/2 half inch away from seam of blouse/shirt: Conference or Union patch
- 1.3 cm or 1/2 half inch away from Conference or Union patch: Pathfinder World
- 1.3 cm or 1/2 half inch away from pathfinder World: Master Guide Star Combo

### Pathfinder Insignia Left Sleeve

Combination Chevron

Individual Chevrons

### Pathfinder Insignia Left Sleeve Options

Conference Patch

Country Flag

OR  
PATHFINDER LEADERSHIP AWARD / PATHFINDER INSTRUCTOR AWARD

1/2"

1/2"

1/2"

Service Star – Only Current year

One World worn at a Time.

Highest Ranking World

### Caribbean Union Conference Pathfinder Insignia Right Sleeve


3/4"

2 3/4"

1/4"

Staff title (only one)  
Could also include Highest  
Pathfinder Class tab. (Optional)

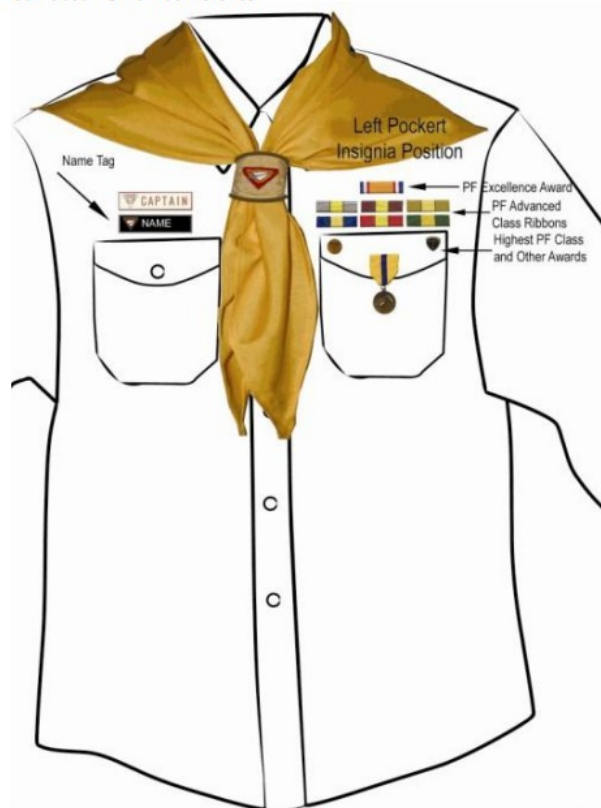
**AY Leadership Cords**  
(also referred to as Dress Cords or Lanyards)  
of the  
**Caribbean Union Conference**  
(to be used on the left shoulder)



1. Blue cord for the Area Coordinators only.
2. Red cord for the Conference/Mission and may be worn by Area Coordinators in special circumstances with permission from Youth Directors.
3. Yellow cord for the Union Youth Directors Only.



### Caribbean Union Conference



All Adventurer, Pathfinder and Master Guide Shirts are to be made in this style except that the Master Guide alone wears a long sleeve. Note also the placement of Insignia.